

# ELECTRICAL SYMBOLS


SWITCH, NORMALLY OPEN




PUSHBUTTON, NORMALLY OPEN



SWITCH, NORMALLY CLOSED



PUSHBUTTON, NORMALLY CLOSED



CHANGED CONTACT



GROUND CONNECTION



ON DELAY TIME



FRAME/CHASSIS CONNECTION



OFF DELAY TIME



RESISTOR



MOMENTARY SWITCH



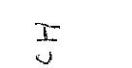
VARIABLE RESISTOR




MAINTAINED SWITCH




RESISTOR WITH TAPPING




KEY OPERATED SWITCH



INDUCTOR WINDING



SINGLE THROW SWITCH




INDUCTOR TAPPING WINDING



NOTE: THESE SYMBOLS ARE ATTACHED TO SWITCH SYMBOLS LIKE THIS:

NORMALLY OPEN SWITCH WITH ON DELAY TIMING



CAPACITOR



POLARIZED CAPACITOR



BATTERY



CONVERTER OR TRANSMITTER



AMPLIFIER

